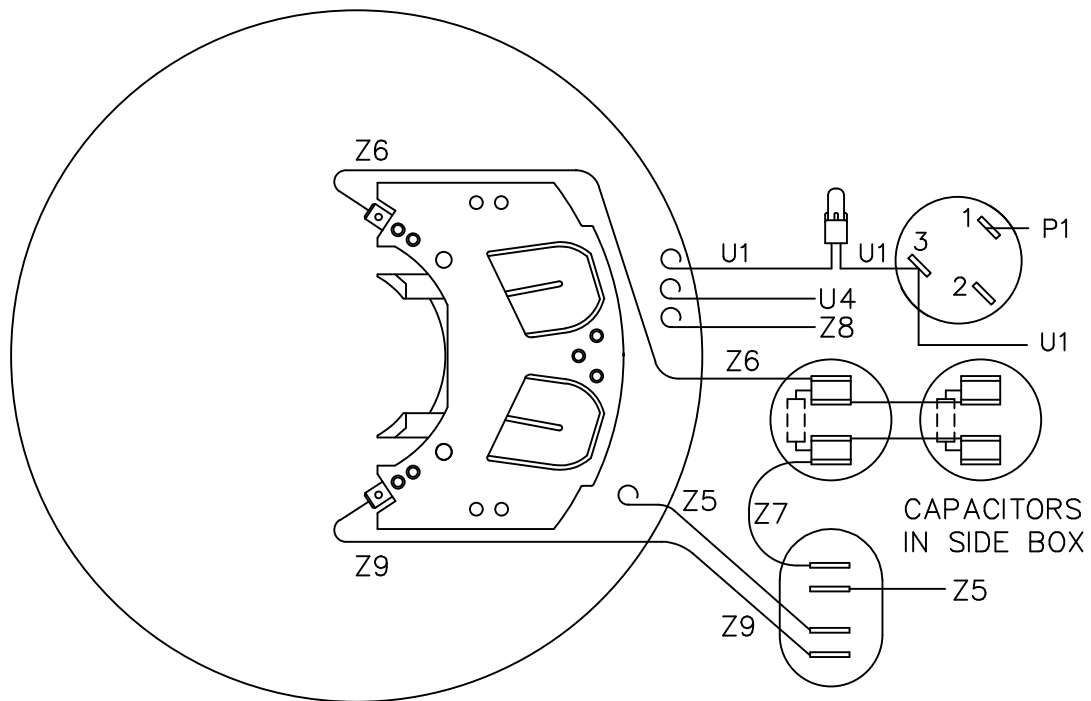
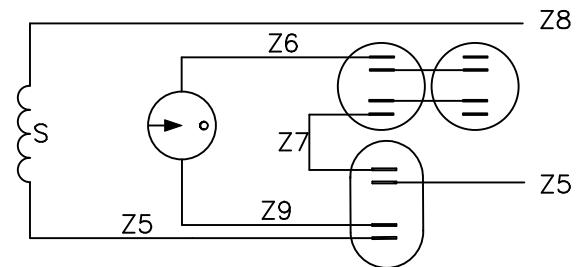
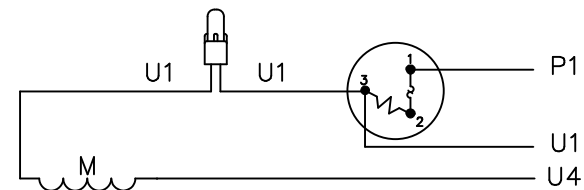


LINE LEADS



CAUTION:  
LEAD WIRE INSULATION TO  
EXTEND MIN. OF 1/4" INTO  
CONNECTOR INSULATION

VIEW FROM OUTSIDE OF  
MOTOR AT SWITCH END

ROTATION FACING LEAD END	L1	L2	JOIN & INSULATE
C.C.W.	P1	U4,U5	U1,Z8
C.W.	P1	U4,U8	U1,Z5

TOLERANCES  
UNLESS SPECIFIED

DEC. INCHES

.X ±.1

.XX ±.01

.XXX ±.005

.XXXX ±.0005

ANG ±1/2"



ELECTRIC MOTORS  
GEARMOTORS  
AND DRIVES

DRAWN RDW 10/18/02

CHK

APPD

SCALE 1=2

REF 005423-01

FMF 140475

PREV

TITLE  
EXTERNAL WIRING DIAGRAM  
TYPE "K" WITH PROTECTOR

MAT'L. DECAL 080682

FINISH

NO.	REVISION	BY & DATE	CHK	ANG
-----	----------	-----------	-----	-----

RFP 10/18/02

CAD FILE 00542303

SIZE DRAWING NO.

A 005423-03

REV.

DIST

THIS DRAWING IN DESIGN AND DETAIL IS OUR PROPERTY AND MUST NOT BE USED EXCEPT  
IN CONNECTION WITH OUR WORK ALL RIGHTS OF DESIGN AND INVENTION ARE RESERVED  
THIS IS AN ELECTRONICALLY GENERATED DOCUMENT - DO NOT SCALE THIS PRINT