




Stainless Steel Maximum Rating Tables

Size 24

24 Series

							Style SBMQ			Style SHMQ		Style SHMQ	
													
Ratio	Input RPM	Output RPM	Input HP	Output HP	Output Torque (lb-in)	NEMA C Input Frame	L Assembly Catalog No.	R Assembly Catalog No.	D Assembly Catalog No.	H1 Assembly Catalog No.*	H2 Assembly Catalog No.*		
5	2500	500.0	6.322	5.950	750	143-5TC	S243003700	S243004900	S243006100	S2430457XX	S2430469XX		
	1750	350.0	5.323	4.985	898								
	1170	234.0	4.280	3.976	1071								
7.5	2500	333.3	4.739	4.401	832	143-5TC	S243003800	S243005000	S243006200	S2430458XX	S2430470XX		
	1750	233.3	3.992	3.685	995								
	1170	156.0	3.204	2.929	1183								
10	2500	250.0	4.199	3.862	974	143-5TC	S243003900	S243005100	S243006300	S2430459XX	S2430471XX		
	1750	175.0	3.564	3.253	1172								
	1170	117.0	2.808	2.531	1364								
15	2500	166.7	3.268	2.913	1102	56C	S243000400	S243001600	S243002800	S2430436XX	S2430448XX		
	1750	116.7	2.765	2.439	1318								
	1170	78.0	2.178	1.888	1526								
20	2500	125.0	2.750	2.365	1192	56C	S243000500	S243001700	S243002900	S2430437XX	S2430449XX		
	1750	87.5	2.326	1.972	1421								
	1170	58.5	1.835	1.522	1640								
25	2500	100.0	2.335	1.949	1228	56C	S243000600	S243001800	S243003000	S2430438XX	S2430450XX		
	1750	70.0	1.967	1.615	1454								
	1170	46.8	1.551	1.239	1669								
30	2500	83.3	1.945	1.579	1194	56C	S243000700	S243001900	S243003100	S2430439XX	S2430451XX		
	1750	58.3	1.653	1.317	1423								
	1170	39.0	1.314	1.016	1642								
40	2500	62.5	1.574	1.195	1205	56C	S243000800	S243002000	S243003200	S2430440XX	S2430452XX		
	1750	43.8	1.342	0.994	1433								
	1170	29.3	1.074	0.766	1650								
50	2500	50.0	1.335	0.961	1211	56C	S243000900	S243002100	S243003300	S2430441XX	S2430453XX		
	1750	35.0	1.137	0.795	1432								
	1170	23.4	0.911	0.609	1641								
60	2500	41.7	1.149	0.806	1219	56C	S243001000	S243002200	S243003400	S2430442XX	S2430454XX		
	1750	29.2	0.967	0.656	1418								
	1170	19.5	0.770	0.496	1604								
80	2500	31.3	0.520	0.348	701	143-5TC	S243004600	S243005800	S243007000	S2430466XX	S2430478XX		
	1750	21.9	0.455	0.288	830								
	1170	14.6	0.370	0.219	946								
100	2500	25.0	0.351	0.219	551	56C	S243001200	S243002400	S243003600	S2430444XX	S2430456XX		
	1750	17.5	0.307	0.180	648								
	1170	11.7	0.251	0.136	735								
	100	1.0	0.039	0.015	926								

Consult Factory for other available styles and motor flanges.

* Catalog numbers are for hollow output shaft reducers.
When ordering, substitute the XX suffix with the required output bore code.

Hollow Shaft Bore Sizes

Fraction Size	1"	1-1/8"	1-3/16"	1-1/4"	1-7/16"
Decimal Size	1.000"	1.125"	1.188"	1.250"	1.438"
Output Bore Code	16	18	19	20	23